

NO.	DIMENSIONS				HYDRAULICS			
	Side Slopes	B	H	W	A	WP	R	$R^{(2/3)}$
D-1	—	—	6.5"	5'-0"	1.84	5.16	0.356	0.502
D-1C	—	—	6"	25'-0"	6.25	25.5	0.245	0.392
D-2A	1.5:1	2'-0"	1'-0"	5'-0"	3.5	5.61	0.624	0.731
B	2:01	2'-0"	1'-0"	6'-0"	4	6.47	0.618	0.726
C	3:01	2'-0"	1'-0"	8'-0"	5	8.32	0.601	0.712
D-3A	1.5:1	3'-0"	1'-6"	7'-6"	7.88	8.41	0.937	0.957
B	2:01	3'-0"	1'-6"	9'-0"	9	9.71	0.927	0.951
C	3:01	3'-0"	1'-6"	12'-0"	11.25	12.49	0.901	0.933
D-4A	1.5:1	3'-0"	2'-0"	9'-0"	12	10.21	1.175	1.114
B	2:01	3'-0"	2'-0"	11'-0"	14	11.94	1.172	1.112
C	3:01	3'-0"	2'-0"	15'-0"	18	15.65	1.15	1.098
D-5A	1.5:1	4'-0"	3'-0"	13'-0"	25.5	13.82	1.846	1.505
B	2:01	4'-0"	3'-0"	16'-0"	30	16.42	1.827	1.495
C	3:01	4'-0"	3'-0"	22'-0"	39	21.97	1.775	1.466
D-6A	2:01	—	1'-0"	4'-0"	2	4.47	0.447	0.585
B	3:01	—	1'-0"	6'-0"	3	6.32	0.474	0.608
D-7A	2:01	—	2'-0"	8'-0"	8	8.94	0.894	0.928
B	3:01	—	2'-0"	12'-0"	12	12.65	0.949	0.965
D-8A	2:01	—	3'-0"	12'-0"	18	13.42	1.342	1.216
B	3:01	—	3'-0"	18'-0"	27	18.97	1.423	1.265
D-9	7:01	—	1'-0"	14'-0"	7	14.14	0.495	0.626
D-10	7:01	—	2'-0"	28'-0"	28	28.28	0.99	0.993
D-11	7:01	—	3'-0"	42'-0"	63	42.43	1.485	1.302

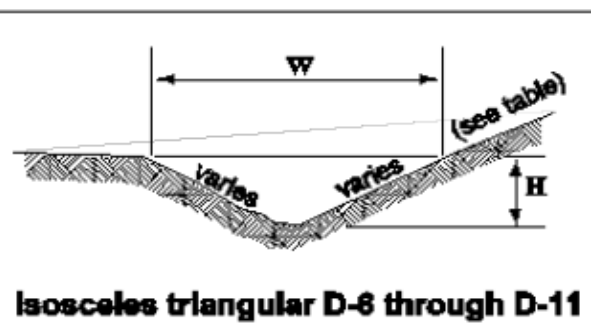
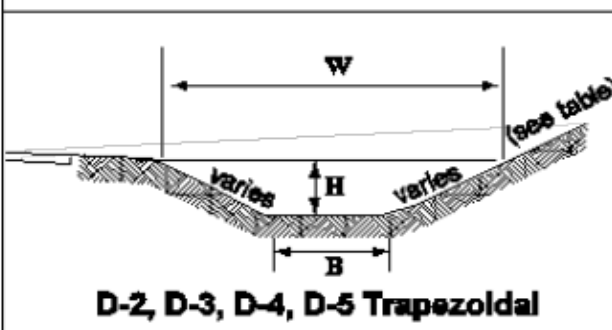
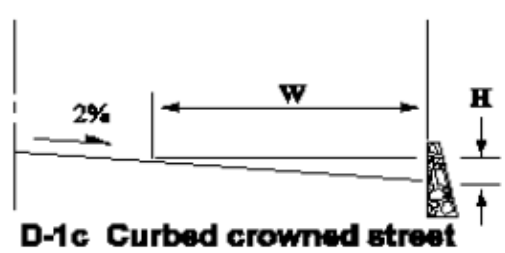
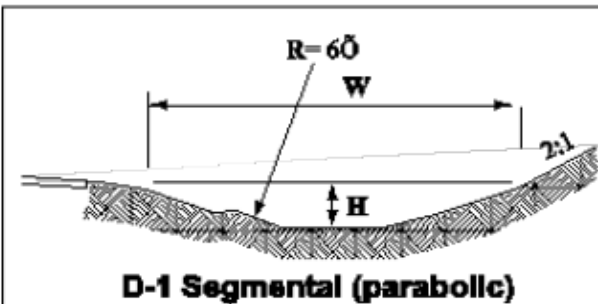


Figure II-4.11. Ditches — Common Sections